

RETAIL/RESTAURANT-PERMITTED/SHOPPING CENTER

CEASAR'S BAY

8973 Bay Parkway off the Belt Parkway

BENSONHURST

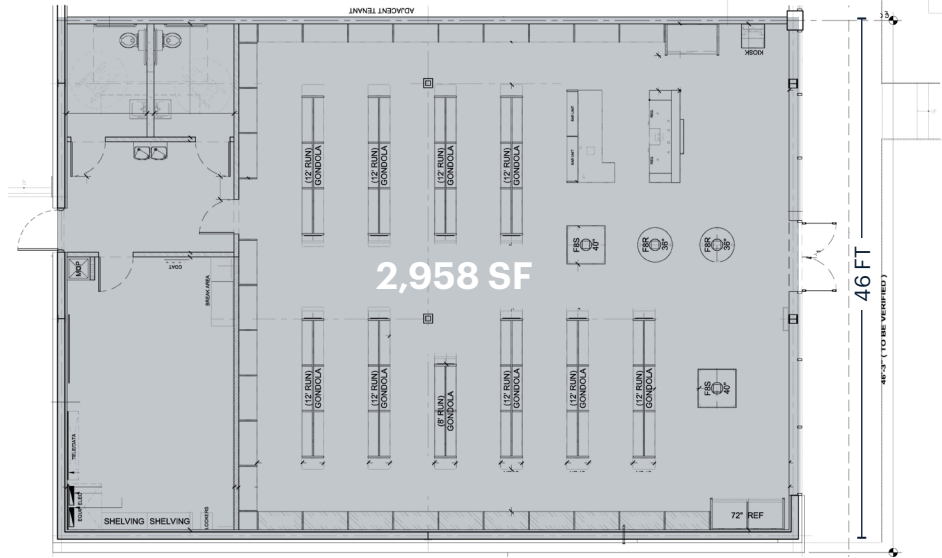
BROOKLYN | NY

Space A
2,958 SF
Space B
385 SF
Available for Lease



SPACE DETAILS

GROUND FLOOR - SPACE A



LOCATION

Located at 8973 Bay Parkway off the Belt Parkway

SIZE

Space A 2,958 SF
Space B 385 SF

FRONTAGE

Space A 46 FT
Space B 18 FT

CEILING HEIGHTS

Space A 12 FT
Space B 11 FT

ASKING RENT

Negotiable

CURRENTLY

Space A Vitamin Shoppe
Space B Management office

POSSESSION

Space A October 2024
Space B Arranged

EXTRAS

\$20 PSF

NEIGHBORS

Target, Best Buy, Kohls, TD Bank, Starbucks, Bob's Discount Furniture, Five Below, and Teriyaki One

COMMENTS

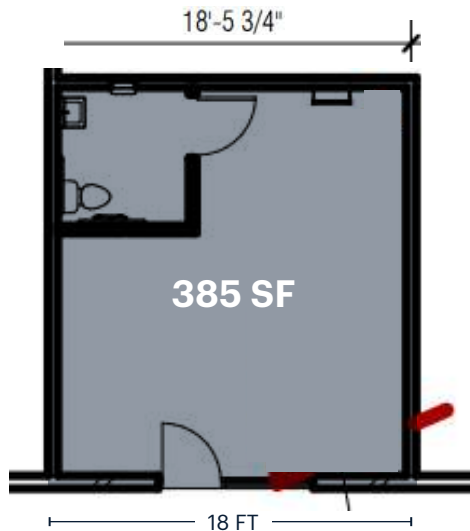
The only available spaces at Caesar's Bay

Caesar's Bay is one of the best shopping centers NYC, Metro NY, and the US

1,140 parkings stalls

Pylon visible to Belt Parkway

GROUND FLOOR - SPACE B



TRANSPORTATION

2022 Ridership Report

B6 Shore Parkway

Annual 6,390,919
Weekday 20,242
Weekend 22,624

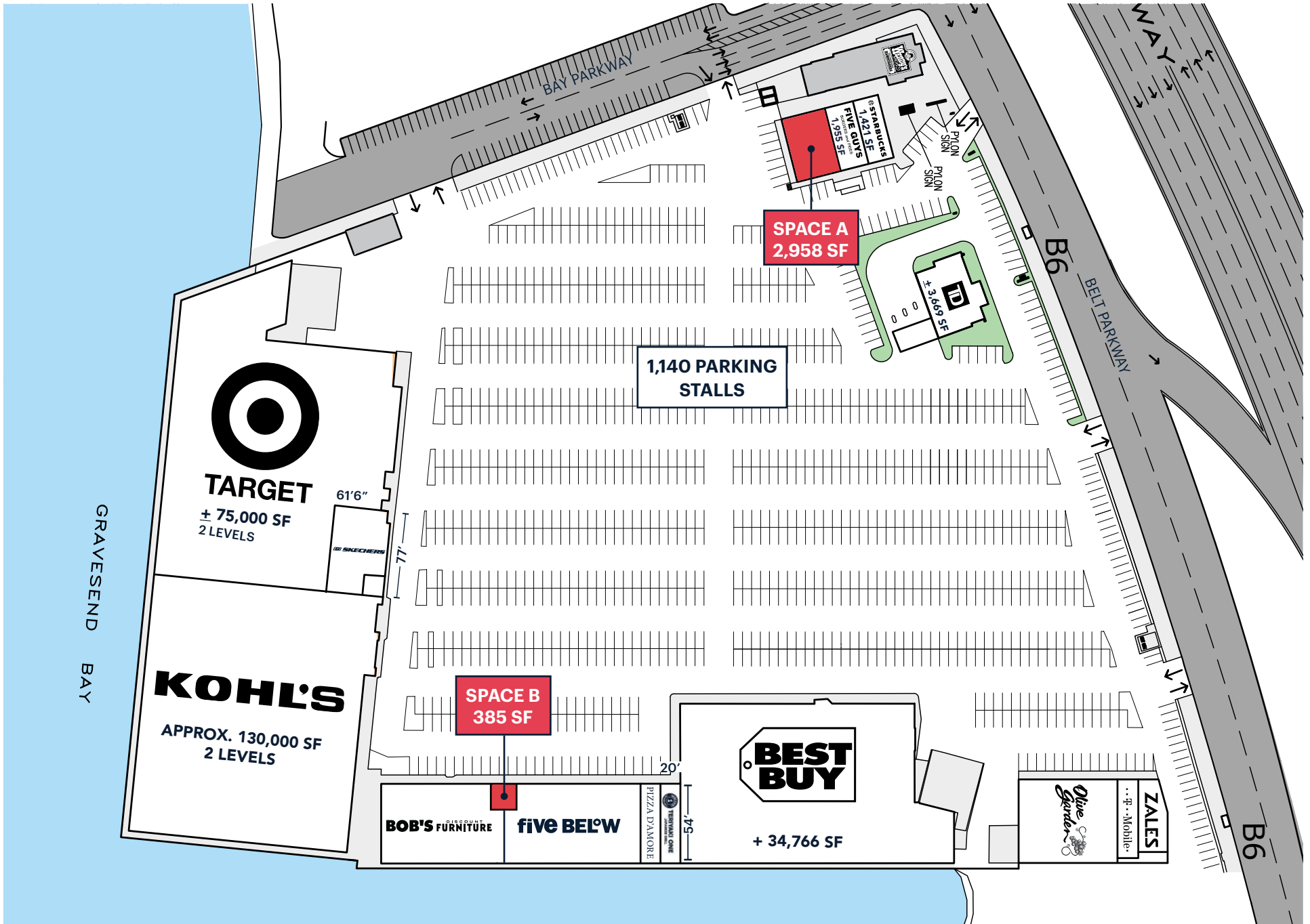
X28 Cropsey Av/23 Av

Annual 555,997
Weekday 2,016
Weekend 787

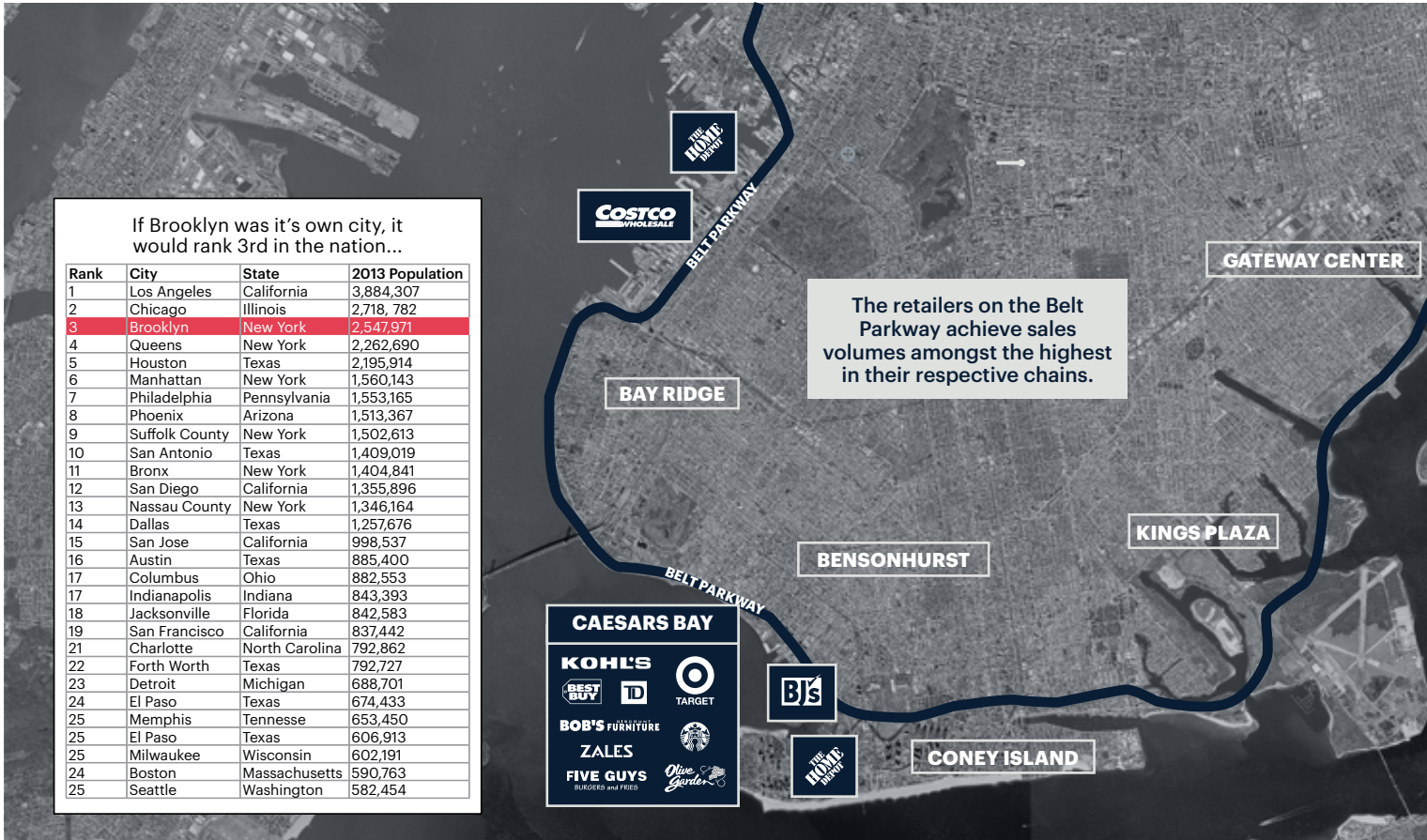
B82 Cropsey Av/24 Av

Annual 5,735,888
Weekday 18,409
Weekend 19,123

SITE PLAN



AREA RETAIL



If Brooklyn was it's own city, it would rank 3rd in the nation...

Rank	City	State	2013 Population
1	Los Angeles	California	3,884,307
2	Chicago	Illinois	2,718, 782
3	Brooklyn	New York	2,547,971
4	Queens	New York	2,262,690
5	Houston	Texas	2,195,914
6	Manhattan	New York	1,560,143
7	Philadelphia	Pennsylvania	1,553,165
8	Phoenix	Arizona	1,513,367
9	Suffolk County	New York	1,502,613
10	San Antonio	Texas	1,409,019
11	Bronx	New York	1,404,841
12	San Diego	California	1,355,896
13	Nassau County	New York	1,346,164
14	Dallas	Texas	1,257,676
15	San Jose	California	998,537
16	Austin	Texas	885,400
17	Columbus	Ohio	882,553
17	Indianapolis	Indiana	843,393
18	Jacksonville	Florida	842,583
19	San Francisco	California	837,442
21	Charlotte	North Carolina	792,862
22	Forth Worth	Texas	792,727
23	Detroit	Michigan	688,701
24	El Paso	Texas	674,433
25	Memphis	Tennessee	653,450
25	El Paso	Texas	606,913
25	Milwaukee	Wisconsin	602,191
24	Boston	Massachusetts	590,763
25	Seattle	Washington	582,454

ESTIMATED DAYTIME POPULATION

1 mile	74,517
3 miles	633,616
5 miles	1,334,093

AVERAGE HOUSEHOLD INCOME

1 mile	\$78,083
3 miles	\$80,786
5 miles	\$85,721

TOTAL HOUSEHOLDS

1 mile	27,995
3 miles	239,564
5 miles	485,534

CONTACT EXCLUSIVE AGENTS

JASON PENNINGTON

jpennington@ripcony.com
718.233.6565

BEN WEINER

bweiner@ripcony.com
718.233.6565

RIPCO
REAL ESTATE

32 Court Street
10th Floor
Brooklyn, NY 11201
718.233.6565

Please visit us at ripcony.com for more information

This information has been secured from sources we believe to be reliable, but we make no representations as to the accuracy of the information. References to square footage are approximate. Buyer must verify the information and bears all risk for any inaccuracies.